


TCI Global (Singapore) Pte Ltd
BALANCE SHEET AS AT 31 Mar-2022

	Note	31-Mar-22 S\$	31-Mar-21
Assets			
Non-Current Assets			
Plant & Equipment	8	-	-
Current Assets			
Trade Receivables		-	-
Other Receivables	9	13,013.35	18,348.71
Cash at Bank	10	(12.18)	(12.18)
		<u>13,001.17</u>	<u>18,336.53</u>
Total Assets		<u>13,001.17</u>	<u>18,336.53</u>
Equity and Liabilities			
Current Liabilities			
Other Payables	11	-	-
Bank Loan & Overdraft		-	-
		<u>-</u>	<u>-</u>
Total Liabilities		<u>-</u>	<u>-</u>
Equity attributable to owner of the company			
Share Capital	12	20,92,380.00	20,92,380.00
Accumulated (Losses)		(20,79,378.83)	(20,74,043.47)
Total Equity		<u>13,001.17</u>	<u>18,336.53</u>
Total Equity & Liabilities		<u>13,001.17</u>	<u>18,336.53</u>

For Transport Corporation of India Limited


Ashish Tiwari
Group CFO

TCI Holdings Asia Pacific Pte Ltd.



Pramod Kumar Jain
Director

TCI Global (Singapore) Pte Ltd
Management Accounts


PROFIT & LOSS FOR THE Year ended 31 March 2022

	Note	Mar 22	2021
		S\$	S\$
Revenue	4	-	-
Other Income	5	-	-
		<hr/>	<hr/>
		-	-
Depreciation and Amortisation		-	-
Other Operating Expenses	6	5,335.36	10,752.99
Finance Cost	7	-	854.12
		<hr/>	<hr/>
		5,335.36	11,607.11
(Loss)/Profit before Income Tax		<hr/>	<hr/>
		(5,335.36)	(11,607.11)
Taxation		-	-
(Loss)/Profit after Income Tax		<hr/>	<hr/>
		(5,335.36)	(11,607.11)
Other Comprehensive income		-	-
Total Comprehensive (expense)/income for the year		<hr/>	<hr/>
		(5,335.36)	(11,607.11)

For Transport Corporation of India Limited


Ashish Tiwari
Group CFO

TCI Holdings Asia Pacific Pte Ltd.


Pramod Kumar Jain
Director