

January 08 2018

To,

**Listing Department**  
**BSE Limited**  
Phiroze Jeejeebhoy Towers  
Dalal Street - Mumbai- 400001

**Listing Department**  
**National Stock Exchange of India Ltd.,**  
Exchange Plaza, C-1, Block G,  
Bandra Kurla Complex,  
Bandra (E) Mumbai – 400 051

**Scrip Code: 532349**

**Scrip Symbol: TCI**

**Sub: Submission of Shareholding Pattern for the 3<sup>rd</sup> quarter ended 31<sup>st</sup> December, 2017**

Dear Sir/Madam,


Pursuant to the provisions of Regulation 31 of the SEBI (Listing Obligations and Disclosure Requirements) Regulations, 2015, please find attached herewith Shareholding Pattern of the Company for the 3<sup>rd</sup> quarter ended 31<sup>st</sup> December, 2017.

This is for your information, records and meeting the disclosure requirements as per Regulation 31 of the SEBI (Listing Obligations and Disclosure Requirements) Regulations, 2015.

Hope you shall find the same in order.

Thanking you,

Yours faithfully,  
For **Transport Corporation of India Ltd**

  
**Archana Pandey**  
**Company Secretary & Compliance Officer**  
Encl.: As above



**Transport Corporation of India Ltd.**

Corporate Office : TCI House, 69 Institutional Area, Sector 32, Gurgaon-122 207, Haryana, India www.tcil.com  
Tel : 0124-2381-603 - 07 Fax : 0124-2381611 corporate@tcil.com


Regd. Office : Flat Nos. 306 & 307, 1-8-273, Third Floor, Ashoka Bhoopal Chambers, S P Road, Secunderabad - 500 003  
Tel : 040-27840104 Fax : 040-27840163

CIN : L70109TG1995PLC019116

**SHAREHOLDING PATTERN**

For the 3<sup>rd</sup> quarter ended 31<sup>st</sup> December, 2017

1.	Name of Listed Entity	Transport Corporation of India Limited	
2.	Scrip Code	BSE: 532349, NSE: TCI	
	Name of Scrip	Transport Corporation of India Limited	
	Class of Security	Equity Share	
3.	Share Holding Pattern Filed under	Reg.31(1)(b)	
	a. if under 31(1)(b) then indicate the report for quarter ending	31 <sup>st</sup> December, 2017	
	b. if under 31(1)(c) then indicate date of allotment/ extinguishment	NA	
4.	Declaration : The Listed entity is required to submit the following declaration to the extent of submission of information:		
	<b>Particulars</b>	<b>YES</b>	<b>NO</b>
	a. Whether the Listed Entity has issued any partly paid up shares	-	No
	b. Whether the Listed Entity has issued any Convertible Securities or Warrants?	-	No
	c. Whether the Listed Entity has any shares against which depository receipts are issued?	-	No
	d. Whether the Listed Entity has any shares in locked-in?	-	No
5.	e. Whether any shares held by promoters are pledge or otherwise encumbered?	-	No
	The tabular format for disclosure of holding of specified securities is as follows:	Table I, II, III & IV	



**Transport Corporation of India Ltd.**

**Corporate Office :** TCI House, 69 Institutional Area, Sector 32, Gurgaon-122 207, Haryana, India www.tcil.com  
Tel : 0124-2381-603 - 07 Fax : 0124-2381611 corporate@tcil.com

**Regd. Office :** Flat Nos. 306 & 307, I-8-273, Third Floor, Ashoka Bhoopal Chambers, S P Road, Secunderabad - 500 003  
Tel : 040-27840104 Fax : 040-27840163

CIN : L70109TG1995PLC019116

Table I - Summary Statement holding of specified securities																	
Category	Category of Shareholder	No of Shareholders	No of fully paid up equity shares held	No of Partly paid-up equity shares held	No of Shares Underlying Depository Receipts	Total No of Shares Held (VII) = (IV)+(V)+(VI)	Shareholding as a % of total no of shares (As a % of (A+B+C2))	Number of Voting Rights held in each class of securities			No of Shares Underlying Outstanding convertible securities (Including Warrants)	Shareholding as a % assuming full conversion of convertible Securities (as a percentage of diluted share capital)	Number of Locked in Shares		Number of Shares pledged or otherwise encumbered		Number of equity shares held in dematerialized form
								Class X	Class Y	Total			No.	As a % of total Shares held	No.	As a % of total Shares held	
(I)	(II)	(III)	(IV)	(V)	(VI)	(VII)	(VIII)	(IX)	(IX)	(X)	(XI)	(XII)	(XIII)	(XIV)			
(A)	Promoter & Promoter Group	17	50,627,390	-	-	50,627,390	66.11	50,627,390	-	50,627,390	66.11	-	66.11	-	-	-	50,627,390
(B)	Public	34,273	25,950,060	-	-	25,950,060	33.89	25,950,060	-	25,950,060	33.89	-	33.89	-	-	NA	22,127,675
(C)	Non Promoter-Non Public	-	-	-	-	-	-	-	-	-	-	-	-	-	-	-	-
(C1)	Shares underlying DRs	-	-	-	-	-	NA	-	-	-	-	-	NA	-	-	NA	-
(C2)	Shares held by Employes Trusts	-	-	-	-	-	-	-	-	-	-	-	-	-	-	NA	-
	<b>Total:</b>	<b>34,290</b>	<b>76,577,450</b>	<b>-</b>	<b>-</b>	<b>76,577,450</b>	<b>100.00</b>	<b>76,577,450</b>	<b>-</b>	<b>76,577,450</b>	<b>100.00</b>	<b>-</b>	<b>100.00</b>	<b>-</b>	<b>-</b>	<b>-</b>	<b>72,755,065</b>




Table II - Statement showing shareholding pattern of the Promoter and Promoter Group

Category	Category & Name of the Shareholder	PAN	No of Shareholders	No of fully paid up equity shares held	No of Partly paid-up equity shares held	No of Shares Underlying Depository Receipts	Total No of Shares Held (IV+V+VI)	Shareholding as a % of total no of shares (calculated as per SCRR, 1957 (VIII) As a % of (A+B+C2)	Number of Voting Rights held in each class of securities			No of Shares Underlying convertible securities (Including Warrants)	Shareholding as a % assuming full conversion of convertible Securities (as a percentage of diluted share capital) (VII)+(X) As a % of (A+B+C2)	Number of Locked in Shares		Number of Shares pledged or otherwise encumbered		Number of equity shares held in dematerialized form	
									No of Voting Rights		Total as a % of (A+B+C)			No.	As a % of total Shares held	No.	As a % of total Shares held		
									Class X	Class Y									Total
	(I)	(II)	(III)	(IV)	(V)	(VI)	(VII)	(VIII)	(IX)			(X)	(XI)	(XII)		(XIII)	(XIV)		
(1)	Indian																		
(a)	Individuals/Hindu undivided Family		11	16,496,032	-	-	16,496,032	21.54	16,496,032	-	16,496,032	21.54	-	21.54	-	-	-	-	16,496,032
	DHARMPAL AGARWAL - TCI Trading	AAAF3713F	1	4,974,995	-	-	4,974,995	6.50	4,974,995	-	4,974,995	6.50	-	6.50	-	-	-	-	4,974,995
	DHARM PAL AGARWAL - HUF	AAAH3168G	1	2,039,756	-	-	2,039,756	2.66	2,039,756	-	2,039,756	2.66	-	2.66	-	-	-	-	2,039,756
	VINEET AGARWAL - HUF	AAEHV5133K	1	20,765	-	-	20,765	0.03	20,765	-	20,765	0.03	-	0.03	-	-	-	-	20,765
	VINEET AGARWAL	AAEPA8985E	1	1,982,935	-	-	1,982,935	2.59	1,982,935	-	1,982,935	2.59	-	2.59	-	-	-	-	1,982,935
	DHARMPAL AGARWAL	AAEPA8986H	1	828,628	-	-	828,628	1.08	828,628	-	828,628	1.08	-	1.08	-	-	-	-	828,628
	CHANDER AGARWAL	AAGPA0718H	1	2,104,262	-	-	2,104,262	2.75	2,104,262	-	2,104,262	2.75	-	2.75	-	-	-	-	2,104,262
	PRIYANKA AGARWAL	ADBPA0629H	1	1,945,208	-	-	1,945,208	2.54	1,945,208	-	1,945,208	2.54	-	2.54	-	-	-	-	1,945,208
	URMILA AGARWAL	ADFPA8065M	1	1,850,591	-	-	1,850,591	2.42	1,850,591	-	1,850,591	2.42	-	2.42	-	-	-	-	1,850,591
	CHANDRIMA AGARWAL	AEWPR2525K	1	741,057	-	-	741,057	0.97	741,057	-	741,057	0.97	-	0.97	-	-	-	-	741,057
	VIHAAN AGARWAL	ANTPA1425D	1	7,000	-	-	7,000	0.01	7,000	-	7,000	0.01	-	0.01	-	-	-	-	7,000
	NAV AGARWAL	ANTPA9020G	1	835	-	-	835	0.00	835	-	835	0.00	-	0.00	-	-	-	-	835
(b)	Central Government/State Government(s)		-	-	-	-	-	-	-	-	-	-	-	-	-	-	-	-	-
(c)	Financial Institutions/Banks		-	-	-	-	-	-	-	-	-	-	-	-	-	-	-	-	-
(d)	Any Other		6	34,131,358	-	-	34,131,358	44.57	34,131,358	-	34,131,358	44.57	-	44.57	-	-	-	-	34,131,358
	BHORUKA INTERNATIONAL (P) LIMITED	AAACB0383L	1	10,588,205	-	-	10,588,205	13.83	10,588,205	-	10,588,205	13.83	-	13.83	-	-	-	-	10,588,205
	TCI INDIA LIMITED	AAACT7968B	1	4,045,564	-	-	4,045,564	5.28	4,045,564	-	4,045,564	5.28	-	5.28	-	-	-	-	4,045,564
	TCI EXIM (P) LIMITED	AAACT8397A	1	313,145	-	-	313,145	0.41	313,145	-	313,145	0.41	-	0.41	-	-	-	-	313,145
	XPS CARGO SERVICES LIMITED	AAACX0254C	1	972,855	-	-	972,855	1.27	972,855	-	972,855	1.27	-	1.27	-	-	-	-	972,855
	BHORUKA FINANCE CORPORATION OF INDIA LTD	AABC82877Q	1	15,904,679	-	-	15,904,679	20.77	15,904,679	-	15,904,679	20.77	-	20.77	-	-	-	-	15,904,679
	TCI GLOBAL LOGISTICS LTD	AABCT5751D	1	2,306,910	-	-	2,306,910	3.01	2,306,910	-	2,306,910	3.01	-	3.01	-	-	-	-	2,306,910
	<b>Sub-Total (A)(1)</b>		<b>17</b>	<b>50,627,390</b>	<b>-</b>	<b>-</b>	<b>50,627,390</b>	<b>66.11</b>	<b>50,627,390</b>	<b>-</b>	<b>50,627,390</b>	<b>66.11</b>	<b>-</b>	<b>66.11</b>	<b>-</b>	<b>-</b>	<b>-</b>	<b>-</b>	<b>50,627,390</b>
(2)	Foreign																		
(a)	Individuals (Non-Resident Individuals/ Foreign Individuals		-	-	-	-	-	-	-	-	-	-	-	-	-	-	-	-	-
(b)	Government		-	-	-	-	-	-	-	-	-	-	-	-	-	-	-	-	-
(c)	Institutions		-	-	-	-	-	-	-	-	-	-	-	-	-	-	-	-	-
(d)	Foreign Portfolio Investor		-	-	-	-	-	-	-	-	-	-	-	-	-	-	-	-	-
(e)	Any Other		-	-	-	-	-	-	-	-	-	-	-	-	-	-	-	-	-
	<b>Sub-Total (A)(2)</b>		<b>-</b>	<b>-</b>	<b>-</b>	<b>-</b>	<b>-</b>	<b>-</b>	<b>-</b>	<b>-</b>	<b>-</b>	<b>-</b>	<b>-</b>	<b>-</b>	<b>-</b>	<b>-</b>	<b>-</b>	<b>-</b>	<b>-</b>
	<b>Total Shareholding of Promoter and Promoter Group (A)=(A)(1)+(A)(2)</b>		<b>17</b>	<b>50,627,390</b>	<b>-</b>	<b>-</b>	<b>50,627,390</b>	<b>66.11</b>	<b>50,627,390</b>	<b>-</b>	<b>50,627,390</b>	<b>66.11</b>	<b>-</b>	<b>66.11</b>	<b>-</b>	<b>-</b>	<b>-</b>	<b>-</b>	<b>50,627,390</b>




Table III - Statement showing shareholding pattern of the Public shareholder

Category	Category & Name of the Shareholder	PAN	No of Shareholders	No of fully paid up equity shares held	No of Partly paid-up equity shares held	No of Shares Underlying Depository Receipts	Total No of Shares Held (IV+V+VI)	Shareholding as a % of total no of shares (A+B+C 2)	Number of Voting Rights held in each class of securities			No of Shares Underlying Outstanding convertible securities (Including Warrants)	Shareholding as a % assuming full conversion of convertible Securities (as a percentage of diluted share capital)	Number of Locked in Shares		Number of Shares pledged or otherwise encumbered		Number of equity shares held in dematerialized form	
									No of Voting Rights		Total as a % of (A+B+C)			No.	As a % of total Shares held	No.	As a % of total Shares held		
									Class X	Class Y	Total								
	(i)	(ii)	(iii)	(iv)	(v)	(vi)	(vii)	(viii)	(ix)			(x)	(xi)	(xii)		(xiii)	(xiv)		
(1)	Institutions																		
(a)	Mutual Funds		17	4,863,023	-	-	4,863,023	6.35	4,863,023	-	4,863,023	6.35	-	6.35	-	-	NA	NA	4,863,023
	CANARA ROBECO MUTUAL FUND A/C CANARA ROBECO EMERGING EQUITIES	AAATC3901G	9	2,439,525	-	-	2,439,525	3.19	2,439,525	-	2,439,525	3.19	-	3.19	-	-	NA	NA	2,439,525
	IDFC PREMIER EQUITY FUND	AAETS9556K	1	1,827,448	-	-	1,827,448	2.39	1,827,448	-	1,827,448	2.39	-	2.39	-	-	NA	NA	1,827,448
(b)	Venture Capital Funds		-	-	-	-	-	-	-	-	-	-	-	-	-	-	NA	NA	-
(c)	Alternate Investment Funds		1	121,788	-	-	121,788	0.16	121,788	-	121,788	0.16	-	0.16	-	-	NA	NA	121,788
(d)	Foreign Venture Capital Investors		-	-	-	-	-	-	-	-	-	-	-	-	-	-	NA	NA	-
(e)	Foreign Portfolio Investors		28	1,629,257	-	-	1,629,257	2.13	1,629,257	-	1,629,257	2.13	-	2.13	-	-	NA	NA	1,629,257
(f)	Financial Institutions/Banks		7	44,357	-	-	44,357	0.06	44,357	-	44,357	0.06	-	0.06	-	-	NA	NA	25,097
(g)	Insurance Companies		-	-	-	-	-	-	-	-	-	-	-	-	-	-	NA	NA	-
(h)	Provident Funds/Pension Funds		-	-	-	-	-	-	-	-	-	-	-	-	-	-	NA	NA	-
(i)	Any Other																		
	FOREIGN INSTITUTIONAL INVESTORS		3	5,355	-	-	5,355	0.01	5,355	-	5,355	0.01	-	0.01	-	-	NA	NA	-
	OVERSEAS CORPORATE BODIES		1	2,030,965	-	-	2,030,965	2.65	2,030,965	-	2,030,965	2.65	-	2.65	-	-	NA	NA	-
	ARCEE HOLDINGS LIMITED OCB		1	2,030,965	-	-	2,030,965	2.65	2,030,965	-	2,030,965	2.65	-	2.65	-	-	NA	NA	-
	<b>Sub Total (B)(1)</b>		<b>57</b>	<b>8,694,745</b>	<b>-</b>	<b>-</b>	<b>8,694,745</b>	<b>11.35</b>	<b>8,694,745</b>	<b>-</b>	<b>8,694,745</b>	<b>11.35</b>	<b>-</b>	<b>11.35</b>	<b>-</b>	<b>-</b>	<b>NA</b>	<b>NA</b>	<b>6,639,165</b>
(2)	Central Government/State Government(s)/ President of India		-	-	-	-	-	-	-	-	-	-	-	-	-	-	NA	NA	-
	<b>Sub Total (B)(2)</b>		<b>-</b>	<b>-</b>	<b>-</b>	<b>-</b>	<b>-</b>	<b>-</b>	<b>-</b>	<b>-</b>	<b>-</b>	<b>-</b>	<b>-</b>	<b>-</b>	<b>-</b>	<b>-</b>	<b>NA</b>	<b>NA</b>	<b>-</b>
(3)	Non-Institutions																		
(a)	i. Individual shareholders holding nominal share capital up to Rs.2 lakhs		31,993	10,672,650	-	-	10,672,650	13.94	10,672,650	-	10,672,650	13.94	-	13.94	-	-	NA	NA	9,148,565
	ii. Individual shareholders holding nominal share capital in excess of Rs. 2		6	1,896,202	-	-	1,896,202	2.48	1,896,202	-	1,896,202	2.48	-	2.48	-	-	NA	NA	1,896,202
	SANGEETA NIRMAL BANG	AABHN8454Q	1	867,921	-	-	867,921	1.13	867,921	-	867,921	1.13	-	1.13	-	-	NA	NA	867,921
(b)	NBFCs Registered with RBI		5	65,015	-	-	65,015	0.08	65,015	-	65,015	0.08	-	0.08	-	-	NA	NA	65,015
(c)	Employee Trusts		-	-	-	-	-	-	-	-	-	-	-	-	-	-	NA	NA	-
(d)	Overseas Depositories (Holding DRs)(Balancing figure)		-	-	-	-	-	-	-	-	-	-	-	-	-	-	NA	NA	-
(e)	Any Other																		
	TRUSTS		2	502	-	-	502	0.00	502	-	502	0.00	-	0.00	-	-	NA	NA	502
	NON RESIDENT INDIANS		1,328	1,192,819	-	-	1,192,819	1.56	1,192,819	-	1,192,819	1.56	-	1.56	-	-	NA	NA	990,449
	CLEARING MEMBERS		57	29,413	-	-	29,413	0.04	29,413	-	29,413	0.04	-	0.04	-	-	NA	NA	29,413
	NON RESIDENT INDIAN NON REPATRIABLE		379	1,057,377	-	-	1,057,377	1.38	1,057,377	-	1,057,377	1.38	-	1.38	-	-	NA	NA	1,057,377
	BODIES CORPORATES		445	1,732,784	-	-	1,732,784	2.26	1,732,784	-	1,732,784	2.26	-	2.26	-	-	NA	NA	1,692,434
	I E P F		1	608,553	-	-	608,553	0.79	608,553	-	608,553	0.79	-	0.79	-	-	NA	NA	608,553
	<b>Sub Total (B)(3)</b>		<b>34,216</b>	<b>17,255,315</b>	<b>-</b>	<b>-</b>	<b>17,255,315</b>	<b>22.53</b>	<b>17,255,315</b>	<b>-</b>	<b>17,255,315</b>	<b>22.53</b>	<b>-</b>	<b>22.53</b>	<b>-</b>	<b>-</b>	<b>NA</b>	<b>NA</b>	<b>15,488,510</b>
	<b>Total Public Shareholding (B) = (B)(1)+(B)(2)+(B)(3)</b>		<b>34,273</b>	<b>25,950,060</b>	<b>-</b>	<b>-</b>	<b>25,950,060</b>	<b>33.89</b>	<b>25,950,060</b>	<b>-</b>	<b>25,950,060</b>	<b>33.89</b>	<b>-</b>	<b>33.89</b>	<b>-</b>	<b>-</b>	<b>NA</b>	<b>NA</b>	<b>22,127,675</b>

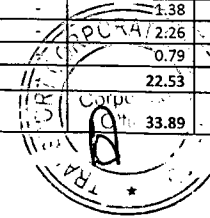



Table IV - Statement showing shareholding pattern of the Non Promoter - Non Public Shareholder

Category	Category & Name of the Shareholder	PAN	No of Shareholders	No of fully paid up equity shares held	No of Partly paid-up equity shares held	No of Shares Underlying Depository Receipts	Total No of Shares Held (IV+V+VI)	Shareholding as a % of total no of shares (A+B+C2)	Number of Voting Rights held in each class of securities			No of Shares Underlying Outstanding convertible securities (Including Warrants)	Shareholding as a % assuming full conversion of convertible Securities (as a percentage of diluted share capital)	Number of Locked in Shares		Number of Shares pledged or otherwise encumbered		Number of equity shares held in dematerialized form	
									No of Voting Rights		Total as a % of (A+B+C)			No.	As a % of total Shares held	No.	As a % of total Shares held		
									Class X	Class Y									Total
	(I)	(II)	(III)	(IV)	(V)	(VI)	(VII)	(VIII)	(IX)			(X)	(XI)	(XII)		(XIII)	(XIV)		
(1)	Custodian/DR Holder		0	0	0	0	0	0.00	0	0	0	0.00	0	0.00	0	0.00	NA	NA	0
(2)	Employee Benefit Trust (under SEBI(Share based Employee Benefit) Regulations 2014)		0	0	0	0	0	0.00	0	0	0	0.00	0	0.00	0	0.00	NA	NA	0
	<b>Total Non-Promoter-Non Public Shareholding (C) = (C)(1)+(C)(2)</b>		0	0	0	0	0	0.00	0	0	0	0.00	0	0.00	0	0.00			0

For Transport Corporation of India Ltd.

  
(ARCHANA PANDEY)  
Company Secretary & Compliance Officer