


TCI Holdings SA&E PTE LTD
Management Accounts
BALANCE SHEET AS AT 31st March 2021

Assets	Note	SGD	
		Mar'21	Mar'20
Non-Current Assets			
Investment In Subsidiary	4	550,495	550,495
Total Non Current Assets		<u>550,495</u>	<u>550,495</u>
Current Assets			
Other Receivables			
Cash & Bank Balance	5	11,725	10,953
Total Current Assets		<u>11,725</u>	<u>10,953</u>
Total Assets		<u>562,220</u>	<u>561,448</u>
Equity and Liabilities			
Equity			
Share Capital	6	559,178	559,178
Accumulated Losses		(106,234)	(100,479)
Total Equity		<u>452,944</u>	<u>458,699</u>
Current Liabilities			
Other Payable & Accruals	7	109,276	72,886
Loan from Subsidiary	8	-	29,863
Total Current Liabilities		<u>109,276</u>	<u>102,749</u>
Total Equity & Liabilities		<u>562,220</u>	<u>561,448</u>

For Transport Corporation of India Limited


Ashish Tiwari
Group CFO

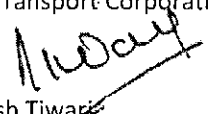
TCI Holdings SA&E PTE LTD


Pramod Kumar Jain
Director


TCI Holdings SA&E PTE LTD
PROFIT & LOSS FOR THE PERIOD 01-Apr-2020 to 31-Mar-2021

	Note	2021 S\$	2020 S\$
Revenue			
Other Income		3,688	-
		<u>3,688</u>	<u>-</u>
Depreciation and Amortisation			
Other Operating Expenses	9	9,361	2,062
Finance Cost	10	82	509
		<u>9,443</u>	<u>2,571</u>
(Loss)/Profit before Income Tax		<u>(5,755)</u>	<u>(2,571)</u>
Taxation		-	-
(Loss)/Profit after Income Tax		<u>(5,755)</u>	<u>(2,571)</u>
Other Comprehensive income		-	-
Total Comprehensive (expense)/income for the year		<u>(5,755)</u>	<u>(2,571)</u>

For Transport Corporation of India Limited


 Ashish Tiwari
 Group CFO

TCI Holdings SA&E PTE LTD


 Pramod Kumar Jain
 Director