



January 8, 2019



To,

**Listing Department**  
**BSE Limited**  
Phiroze Jeejeebhoy Towers  
Dalal Street,  
Mumbai- 400001

**Listing Department**  
**National Stock Exchange of India Ltd.,**  
Exchange Plaza, C-1, Block G,  
Bandra Kurla Complex,  
Bandra (E) Mumbai – 400 051

**Scrip Code: 532349**

**Scrip Symbol: TCI**

**Sub: Submission of Shareholding Pattern for the 3<sup>rd</sup> quarter ended 31<sup>st</sup> December, 2018**

Dear Sir/Madam,

Pursuant to the provisions of Regulation 31 of the SEBI (Listing Obligations and Disclosure Requirements) Regulations, 2015, please find attached herewith Shareholding Pattern of the Company for the 3<sup>rd</sup> quarter ended 31<sup>st</sup> December, 2018.


This is for your information, records and meeting the disclosure requirements as per Regulation 31 of the SEBI (Listing Obligations and Disclosure Requirements) Regulations, 2015.

Hope you shall find the same in order.

Thanking you,

Yours faithfully,  
For Transport Corporation of India Ltd

**Archana Pandey**  
**Company Secretary & Compliance Officer**  
Encl.: As above



**Transport Corporation of India Limited**

**Corporate Office :** TCI House, 69, Institutional Area, Sector-32, Gurugram -122001, Haryana (India)  
Ph. No.: +91 124-2381603, Fax: +91 124-2381611 E-mail : corporate@tcil.com Web : www.tcil.com

**Regd. Office:-** Flat Nos. 306 & 307, 1-8-271 to 273, Third Floor, Ashoka Bhoopal Chambers, S P Road, Secunderabad - 500 003 (Telangana)  
Tel: +91 40 27840104 Fax: +91 40 27840163

CIN : L70109TG1995PLC019116

### SHAREHOLDING PATTERN

For the 3rd quarter ended 31<sup>st</sup> December, 2018

1.	Name of Listed Entity	Transport Corporation of India Limited	
2.	Scrip Code	BSE: 532349, NSE: TCI	
	Name of Scrip	Transport Corporation of India Limited	
	Class of Security	Equity Share	
3.	Share Holding Pattern Filed under	Reg.31(1)(b)	
	a. if under 31(1)(b) then indicate the report for quarter ending	31 <sup>st</sup> December, 2018	
	b. if under 31(1)(c) then indicate date of allotment/ extinguishment	NA	
4.	Declaration : The Listed entity is required to submit the following declaration to the extent of submission of information:		
	<b>Particulars</b>	<b>YES</b>	<b>NO</b>
	a. Whether the Listed Entity has issued any partly paid up shares	-	No
	b. Whether the Listed Entity has issued any Convertible Securities or Warrants?	-	No
	c. Whether the Listed Entity has any shares against which depository receipts are issued?	-	No
	d. Whether the Listed Entity has any shares in locked-in?	-	No
	e. Whether any shares held by promoters are pledge or otherwise encumbered?	-	No
5.	The tabular format for disclosure of holding of specified securities is as follows:	Table I, II, III & IV	




Table I - Summary Statement holding of specified securities

Category	Category of Shareholder	No of Shareholders	No of fully paid up equity shares held	No of Partly paid-up equity shares held	No of Shares Underlying Depository Receipts	Total No of Shares Held (IV)+(V)+(VI)	Shareholding as a % of total no of shares (As a % of (A+B+C2))	Number of Voting Rights held in each class of securities			No of Shares Underlying Outstanding convertible securities (Including Warrants)	Shareholding as a % assuming full conversion of convertible Securities (as a percentage of diluted share capital)	Number of Locked in Shares		Number of Shares pledged or otherwise encumbered		Number of equity shares held in dematerialized form	
								No of Voting Rights		Total as a % of (A+B+C)			No.	As a % of total Shares held	No.	As a % of total Shares held		
								Class X	Class Y									Total
(I)	(II)	(III)	(IV)	(V)	(VI)	(VII)	(VIII)	(IX)			(X)	(XI)	(XII)		(XIII)	(XIV)		
(A)	Promoter & Promoter Group	17	51302055	0	0	51302055	66.92	51302055	0	51302055	66.92	0	66.92	0	0.00	0	0.00	51302055
(B)	Public	26451	25359920	0	0	25359920	33.08	25359920	0	25359920	33.08	0	33.08	0	0.00	NA	NA	21674940
(C)	Non Promoter-Non Public																	
(C1)	Shares underlying DRs	0	0	0	0	0	NA	0	0	0	0.00	0	NA	0	0.00	NA	NA	0
(C2)	Shares held by Employes Trusts	0	0	0	0	0	0.00	0	0	0	0.00	0	0.00	0	0.00	NA	NA	0
	<b>Total:</b>	<b>26468</b>	<b>76661975</b>	<b>0</b>	<b>0</b>	<b>76661975</b>	<b>100.00</b>	<b>76661975</b>	<b>0</b>	<b>76661975</b>	<b>100.00</b>	<b>0</b>	<b>100.00</b>	<b>0</b>	<b>0.00</b>	<b>0</b>	<b>0.00</b>	<b>72976995</b>



Table II - Statement showing shareholding pattern of the Promoter and Promoter Group

Category	Category & Name of the Shareholder	PAN	No of Shareholders	No of fully paid up equity shares held	No of Partly paid-up equity shares held	No of Shares Underlying Depository Receipts	Total No of Shares Held (IV+V+VI)	Shareholding as a % of total no of shares (calculated as per SCRR, 1957 (VIII) As a % of (A+B+C2)	Number of Voting Rights held in each class of securities			No of Shares Outstanding convertible securities (Including Warrants)	Shareholding as a % assuming full conversion of convertible Securities (as a percentage of diluted share capital) (VII)+(X) As a % of (A+B+C2)	Number of Locked in Shares	Number of Shares pledged or otherwise encumbered	Number of equity shares held in dematerialized form	
									No of Voting Rights	Total as a % of (A+B+C)							
	(I)	(II)	(III)	(IV)	(V)	(VI)	(VII)	(VIII)	Class X	Class Y	Total (IX)	(X)	(XI)	(XII)	(XIII)	(XIV)	
(1)	Indian																
(a)	Individuals/Hindu undivided Family		11	16900697	0	0	16900697	22.05	16900697	0	16900697	22.05	0	22.05	0	0.00	16900697
	DHARM PAL AGARWAL -TCI Trading	AAAF3713F	1	4974995	0	0	4974995	6.49	4974995	0	4974995	6.49	0	6.49	0	0.00	4974995
	DHARM PAL AGARWAL - HUF	AAAH03168G	1	2039756	0	0	2039756	2.66	2039756	0	2039756	2.66	0	2.66	0	0.00	2039756
	VINEET AGARWAL - HUF	AAEHV5133K	1	20765	0	0	20765	0.03	20765	0	20765	0.03	0	0.03	0	0.00	20765
	VINEET AGARWAL	AAEPA8985E	1	1982935	0	0	1982935	2.59	1982935	0	1982935	2.59	0	2.59	0	0.00	1982935
	DHARM PAL AGARWAL	AAEPA8986H	1	828628	0	0	828628	1.08	828628	0	828628	1.08	0	1.08	0	0.00	828628
	CHANDER AGARWAL	AAGPA0718H	1	1834262	0	0	1834262	2.39	1834262	0	1834262	2.39	0	2.39	0	0.00	1834262
	PRIYANKA AGARWAL	ADBP00629H	1	1945208	0	0	1945208	2.54	1945208	0	1945208	2.54	0	2.54	0	0.00	1945208
	URMILA AGARWAL	ADFP08065M	1	1850591	0	0	1850591	2.41	1850591	0	1850591	2.41	0	2.41	0	0.00	1850591
	CHANDRIMA AGARWAL	AEWPR2525K	1	741057	0	0	741057	0.97	741057	0	741057	0.97	0	0.97	0	0.00	741057
	VIHAAN AGARWAL	ANTPA1425D	1	344332	0	0	344332	0.45	344332	0	344332	0.45	0	0.45	0	0.00	344332
	NAV AGARWAL	ANTPA9020G	1	338168	0	0	338168	0.44	338168	0	338168	0.44	0	0.44	0	0.00	338168
(b)	Central Government/State Government(s)		0	0	0	0	0	0.00	0	0	0	0.00	0	0.00	0	0.00	0
(c)	Financial Institutions/Banks		0	0	0	0	0	0.00	0	0	0	0.00	0	0.00	0	0.00	0
(d)	Any Other		6	34401358	0	0	34401358	44.87	34401358	0	34401358	44.87	0	44.87	0	0.00	34401358
	BHORUKA INTERNATIONAL (P) LIMITED	AAACB0383L	1	10588205	0	0	10588205	13.81	10588205	0	10588205	13.81	0	13.81	0	0.00	10588205
	TCI INDIA LIMITED	AAACT7968B	1	4045564	0	0	4045564	5.28	4045564	0	4045564	5.28	0	5.28	0	0.00	4045564
	TCI EXIM (P) LIMITED	AAACT8397A	1	313145	0	0	313145	0.41	313145	0	313145	0.41	0	0.41	0	0.00	313145
	XPS CARGO SERVICES LIMITED	AAACX0254C	1	1242855	0	0	1242855	1.62	1242855	0	1242855	1.62	0	1.62	0	0.00	1242855
	BHORUKA FINANCE CORPORATION OF INDIA LTD	AAABCB2877Q	1	15904679	0	0	15904679	20.75	15904679	0	15904679	20.75	0	20.75	0	0.00	15904679
	TCI GLOBAL LOGISTICS LTD	AAACT5751D	1	2306910	0	0	2306910	3.01	2306910	0	2306910	3.01	0	3.01	0	0.00	2306910
	Sub-Total (A)[1]		17	51302055	0	0	51302055	66.92	51302055	0	51302055	66.92	0	66.92	0	0.00	51302055
(2)	Foreign																
(a)	Individuals (Non-Resident Individuals/Foreign Individuals)		0	0	0	0	0	0.00	0	0	0	0.00	0	0.00	0	0.00	0
(b)	Government		0	0	0	0	0	0.00	0	0	0	0.00	0	0.00	0	0.00	0
(c)	Institutions		0	0	0	0	0	0.00	0	0	0	0.00	0	0.00	0	0.00	0
(d)	Foreign Portfolio Investor		0	0	0	0	0	0.00	0	0	0	0.00	0	0.00	0	0.00	0
(e)	Any Other		0	0	0	0	0	0.00	0	0	0	0.00	0	0.00	0	0.00	0
	Sub-Total (A)[2]		0	0	0	0	0	0.00	0	0	0	0.00	0	0.00	0	0.00	0
	Total Shareholding of Promoter and Promoter Group (A)=(A)[1]+(A)[2]		17	51302055	0	0	51302055	66.92	51302055	0	51302055	66.92	0	66.92	0	0.00	51302055




Table III - Statement showing shareholding pattern of the Public shareholder

Category	Category & Name of the Shareholder	PAN	No of Shareholders	No of fully paid up equity shares held	No of Partly paid-up equity shares held	No of Shares Underlying Depository Receipts	Total No of Shares Held (V+V1+V2)	Shareholding as a % of total no of shares (A+B+C2)	Number of Voting Rights held in each class of securities			No of Shares Underlying Outstanding convertible securities (including Warrants)	Shareholding as a % assuming full conversion of convertible Securities (as a percentage of diluted share capital)	Number of Locked in Shares	Number of Shares pledged or otherwise encumbered		Number of equity shares held in dematerialized form			
									No of Voting Rights						Total as a % of (A+B+C)	No.		As a % of total Shares	No.	As a % of total Shares held
									Class X	Class Y	Total									
	(I)	(II)	(III)	(IV)	(V)	(VI)	(VII)	(VIII)	(IX)	(X)	(XI)	(XII)	(XIII)	(XIV)						
(1)	Institutions																			
(a)	Mutual Funds		6	6186745	0	0	6186745	8.07	6186745	0	6186745	8.07	0	0.00	NA	NA	6186745			
	CANARA ROBECO MUTUAL FUND A/C CANARA ROBECO EMERGING EQUITIES	AAATC3901G	1	2830485	0	0	2830485	3.69	2830485	0	2830485	3.69	0	0.00	NA	NA	2830485			
	IDFC MULTI CAP FUND	AAET59556K	1	2453548	0	0	2453548	3.20	2453548	0	2453548	3.20	0	0.00	NA	NA	2453548			
(b)	Venture Capital Funds		0	0	0	0	0	0.00	0	0	0	0.00	0	0.00	NA	NA	0			
(c)	Alternate Investment Funds		0	0	0	0	0	0.00	0	0	0	0.00	0	0.00	NA	NA	0			
(d)	Foreign Venture Capital Investors		0	0	0	0	0	0.00	0	0	0	0.00	0	0.00	NA	NA	0			
(e)	Foreign Portfolio Investors		29	1488897	0	0	1488897	1.94	1488897	0	1488897	1.94	0	0.00	NA	NA	1488897			
(f)	Financial institutions/Banks		7	41376	0	0	41376	0.05	41376	0	41376	0.05	0	0.00	NA	NA	22116			
(g)	Insurance Companies		0	0	0	0	0	0.00	0	0	0	0.00	0	0.00	NA	NA	0			
(h)	Provident Funds/Pension Funds		0	0	0	0	0	0.00	0	0	0	0.00	0	0.00	NA	NA	0			
(i)	Any Other																			
	FOREIGN INSTITUTIONAL INVESTORS		2	2845	0	0	2845	0.00	2845	0	2845	0.00	0	0.00	NA	NA	0			
	DIVERSE CORPORATE BODIES		1	203965	0	0	203965	2.65	203965	0	203965	2.65	0	0.00	NA	NA	0			
	ARCEE HOLDINGS LIMITED OCB		1	203965	0	0	203965	2.65	203965	0	203965	2.65	0	0.00	NA	NA	0			
	<b>Sub Total (B)(1)</b>		<b>45</b>	<b>9751828</b>	<b>0</b>	<b>0</b>	<b>9751828</b>	<b>12.72</b>	<b>9751828</b>	<b>0</b>	<b>9751828</b>	<b>12.72</b>	<b>0</b>	<b>0.00</b>	<b>NA</b>	<b>NA</b>	<b>7698758</b>			
(2)	Central Government/State Government(s)/President of India		0	0	0	0	0	0.00	0	0	0	0.00	0	0.00	NA	NA	0			
	<b>Sub Total (B)(2)</b>		<b>0</b>	<b>0</b>	<b>0</b>	<b>0</b>	<b>0</b>	<b>0.00</b>	<b>0</b>	<b>0</b>	<b>0</b>	<b>0.00</b>	<b>0</b>	<b>0.00</b>	<b>NA</b>	<b>NA</b>	<b>0</b>			
(3)	Non-Institutions																			
(a)	Individual shareholders holding nominal share capital up to Rs. 2 lakhs		24678	8061932	0	0	8061932	10.52	8061932	0	8061932	10.52	0	0.00	NA	NA	6658717			
	B Individual shareholders holding nominal share capital in excess of Rs. 2 Lakhs		9	4042687	0	0	4042687	5.27	4042687	0	4042687	5.27	0	0.00	NA	NA	4042687			
	SANGHEETA NIRMAL BANG	AABHNS654D	1	867921	0	0	867921	1.13	867921	0	867921	1.13	0	0.00	NA	NA	867921			
	SURESH KUMAR AGARWAL	AAGFR8273H	1	1805664	0	0	1805664	2.36	1805664	0	1805664	2.36	0	0.00	NA	NA	1805664			
(b)	NBFCs Registered with RBI		6	38779	0	0	38779	0.05	38779	0	38779	0.05	0	0.00	NA	NA	38779			
(c)	Employee Trusts		0	0	0	0	0	0.00	0	0	0	0.00	0	0.00	NA	NA	0			
(d)	Overseas Depositories (Holding DRs) (balancing figure)		0	0	0	0	0	0.00	0	0	0	0.00	0	0.00	NA	NA	0			
(e)	Any Other																			
	<b>TRUSTS</b>		<b>1</b>	<b>2</b>	<b>0</b>	<b>0</b>	<b>2</b>	<b>0.00</b>	<b>2</b>	<b>0</b>	<b>2</b>	<b>0.00</b>	<b>0</b>	<b>0.00</b>	<b>NA</b>	<b>NA</b>	<b>2</b>			
	NON RESIDENT INDIANS		1013	777210	0	0	777210	1.01	777210	0	777210	1.01	0	0.00	NA	NA	587855			
	CLEARING MEMBERS		59	24824	0	0	24824	0.03	24824	0	24824	0.03	0	0.00	NA	NA	24824			
	NON RESIDENT INDIAN NON REPATRIABLE		336	330299	0	0	330299	0.43	330299	0	330299	0.43	0	0.00	NA	NA	330299			
	BODIES CORPORATES		303	1647311	0	0	1647311	2.15	1647311	0	1647311	2.15	0	0.00	NA	NA	1607951			
	I E F F		1	685048	0	0	685048	0.89	685048	0	685048	0.89	0	0.00	NA	NA	685048			
	<b>Sub Total (B)(3)</b>		<b>26406</b>	<b>15608092</b>	<b>0</b>	<b>0</b>	<b>15608092</b>	<b>20.36</b>	<b>15608092</b>	<b>0</b>	<b>15608092</b>	<b>20.36</b>	<b>0</b>	<b>0.00</b>	<b>NA</b>	<b>NA</b>	<b>13976182</b>			
	<b>Total Public Shareholding (B) = (B)(1)+(B)(2)+(B)(3)</b>		<b>26451</b>	<b>25359920</b>	<b>0</b>	<b>0</b>	<b>25359920</b>	<b>33.08</b>	<b>25359920</b>	<b>0</b>	<b>25359920</b>	<b>33.08</b>	<b>0</b>	<b>0.00</b>	<b>NA</b>	<b>NA</b>	<b>21674940</b>			




Table IV - Statement showing shareholding pattern of the Non Promoter - Non Public Shareholder

Category	Category & Name of the Shareholder	PAN	No of Shareholders	No of fully paid up equity shares held	No of Partly paid-up equity shares held	No of Shares Underlying Depository Receipts	Total No of Shares Held (IV+V+VI)	Shareholding as a % of total no of shares (A+B+C2)	Number of Voting Rights held in each class of securities			No of Shares Underlying Outstanding convertible securities (Including Warrants)	Shareholding as a % assuming full conversion of convertible Securities (as a percentage of diluted share capital)	Number of Locked In Shares	Number of Shares pledged or otherwise encumbered		Number of equity shares held in dematerialized form
									No of Voting Rights		Total as a % of (A+B+C)				No. As a % of total Shares held	No. As a % of total Shares held	
									Class X	Class Y							
	(I)	(II)	(III)	(IV)	(V)	(VI)	(VII)	(VIII)	(IX)			(X)	(XI)	(XII)		(XIII)	(XIV)
(1)	Custodian/DR Holder		0	0	0	0	0	0.00	0	0	0	0.00	0	0.00	NA	NA	0
(2)	Employee Benefit Trust (under SEBI(Share based Employee Benefit) Regulations 2014)		0	0	0	0	0	0.00	0	0	0	0.00	0	0.00	NA	NA	0
Total Non-Promoter-Non Public Shareholding (C) = (C1)+(C)2)			0	0	0	0	0	0.00	0	0	0	0.00	0	0.00			0

